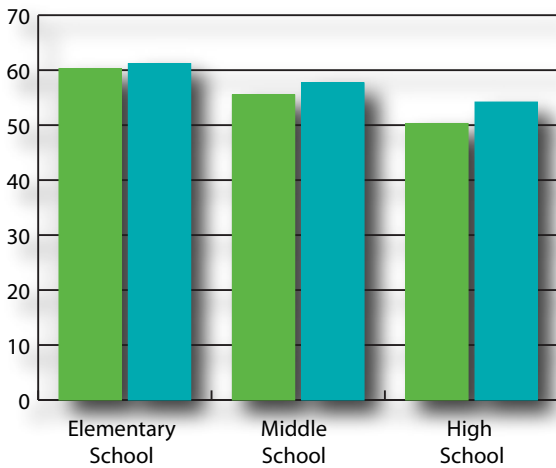


# Have NYC Schools Become More or Less Integrated Over the Last 10 Years?

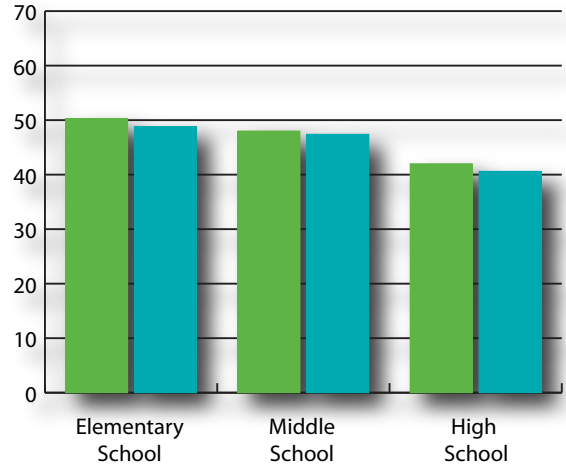
- Generally, changes over the past decade have been relatively small.
- Regardless of year and racial or ethnic group, high schools are the most integrated environment and elementary schools the least integrated.
- At all levels—elementary, middle, and high school—Asian students experienced slightly less integration in school year 2010-2011 than in 2001-2002, while Hispanic students experienced slightly more.

■ School Year 2001-2002
 ■ School Year 2010-2011

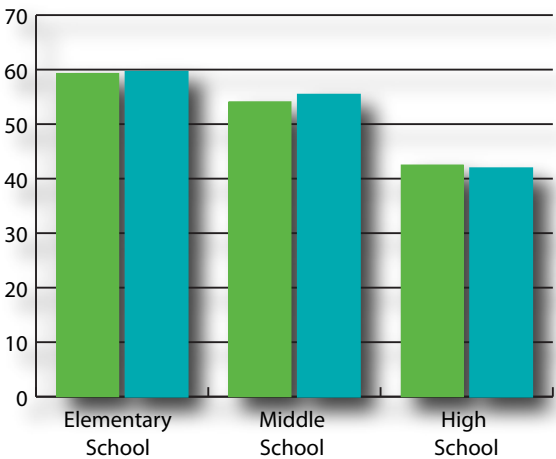
**Asian**  
Dissimilarity Index



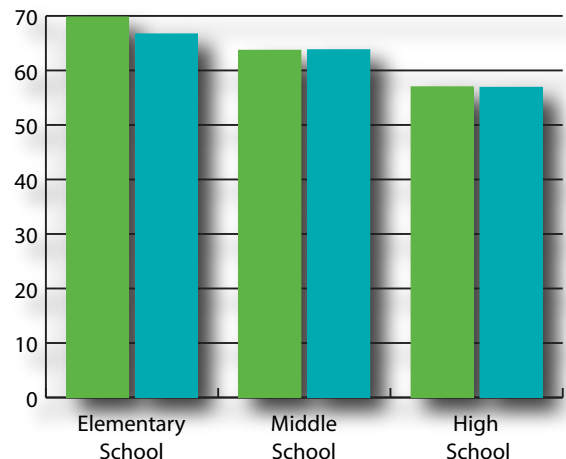
**Hispanic**  
Dissimilarity Index



**Black**  
Dissimilarity Index



**White**  
Dissimilarity Index



The bar graphs above present findings from our use of the dissimilarity index, a statistic commonly used to measure patterns of integration and segregation. The value of the index ranges from 0 (completely integrated) to 100 (completely segregated). For a more technical discussion of this statistic, see <http://enceladus.isr.umich.edu/race/calculate.html>.